

ILLUSTRATED REPORT FOR CUSHION

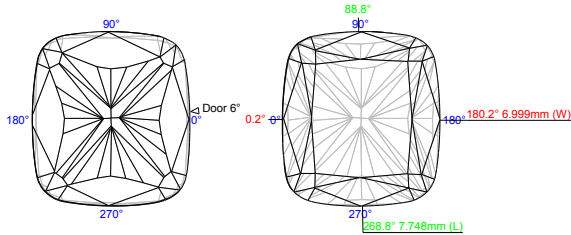
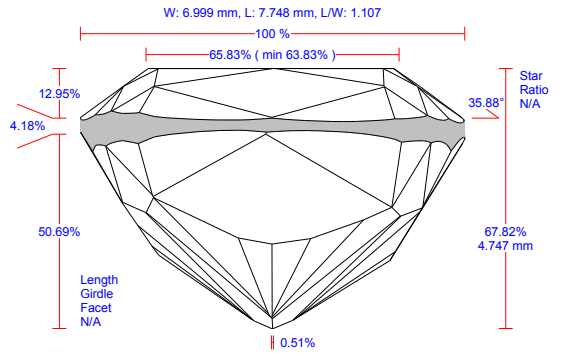
Polished Cushion

04.09.2011

Model Simple
 Expert name N/A
 Real weight, ct 1.00
 Calculated weight, ct 2.23, 2.2381
 Spread -0.39 ct, -20.89 %
 Extra Facet Girdle / Nat No

Width	Length	Ratio (L/W)	Corner Ratio	Diameter Minimum	Diameter Maximum	Total height
6.999 mm	7.748 mm	1.107	1.007	6.999 mm	8.800 mm	4.747 mm 67.82 %

Crn height width	Crn height length	Pav height width	Pav height length	Table: Side	Culet	Girdle
0.917 mm	0.906 mm	3.516 mm	3.548 mm	4.861 mm	0.036 mm	0.321 mm

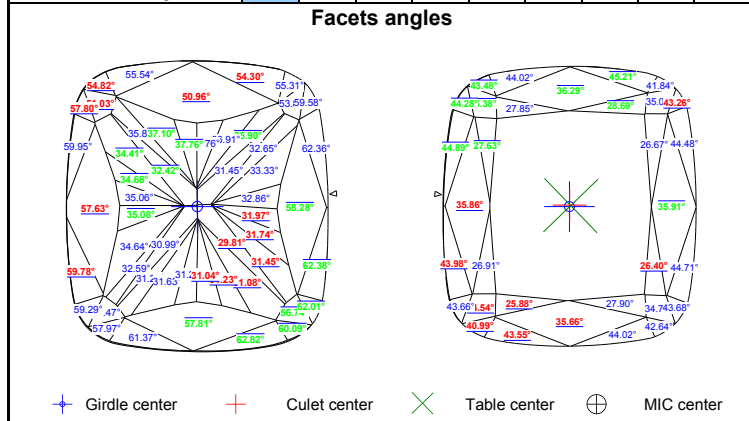


Appraiser title N/A
 Overall cut quality N/A
 Symmetry appraiser title Symmetry
 Overall symmetry quality N/A
 Model building info The model has negligible errors

Color	
Clarity	
Polish	
Fluorescence	

Parameters	Avg	Min	Max	Dev	1	2	3	4
Crown height width, %	13.10	12.80	13.40	0.61	13.40	12.80		
Crown height length, %	12.95	12.94	12.95	0.01	12.94	12.95		
Crown height corner, %	11.82	11.09	12.30	1.21	12.28	11.09	11.62	12.30
Pavilion height width, %	50.23	49.41	51.05	1.64	49.41	51.05		
Pavilion height length, %	50.69	50.15	51.23	1.08	51.23	50.15		
Pavilion height corner, %	48.32	47.88	48.83	0.95	48.83	48.36	48.21	47.88
Table: Side, %	65.83	63.83	67.83	3.99	63.83	67.83		
Table: Corner w.r.t. Corner, %	72.94	72.63	73.26	0.64	72.63	73.26		
Table: Corner w.r.t. Width, %	91.42	90.72	92.11	1.39	90.72	92.11		
Diameter: Corner, %	125.32	124.92	125.73	0.81	124.92	125.73		
Crown Main Width height, %	13.11	12.82	13.40	0.58	13.40	12.82		
Crown Main Length height, %	12.95	12.94	12.95	0.01	12.94	12.95		
Pavilion Main height, %	29.35	28.61	30.29	1.68	28.61	29.35	30.29	29.15
Girdle thickness, %	4.59	2.25	9.05	6.80				
Culet, %	0.51	0.31	0.59	0.28				
Crown Main Width angle, °	35.88	35.86	35.91	0.05	35.86	35.91		
Crown Main Length angle, °	35.97	35.66	36.29	0.64	36.29	35.66		
Crown Corner angle, °	34.93	34.54	35.38	0.83	35.38	35.06	34.76	34.54
Crown Star Width angle, °	26.90	26.40	27.63	1.23	27.63	26.67	26.40	26.91
Crown Star Length angle, °	27.58	25.88	28.69	2.82	27.85	28.69	27.90	25.88
Pavilion Main angle, °	31.17	29.81	32.42	2.61	29.81	31.45	32.42	30.99
Pavilion Girdle Width angle, °	57.96	57.63	58.28	0.65	58.28	57.63	N/A	N/A
Pavilion Girdle Length angle, °	54.38	50.96	57.81	6.85	50.96	57.81	N/A	N/A
Pavilion Corner angle, °	54.02	51.03	56.74	5.70	53.86	51.03	54.47	56.74

Girdle thickness, %	Type	Avg	Min	Max	Dev	1	2	3	4
Girdle thickness Width	red	4.42	3.84	5.01	1.17	5.01	3.84		
Girdle thickness Length	red	4.18	3.65	4.72	1.07	3.65	4.72		
Girdle thickness Corner	red	7.91	7.06	9.16	2.10	7.06	9.16	8.00	7.43
Girdle thickness Width	green	3.18	2.25	3.89	1.64	3.89	3.65	2.25	2.92
Girdle thickness Length	green	2.88	2.54	3.49	0.95	2.54	2.67	3.49	2.81
Girdle thickness Corner width	green	5.81	4.81	7.83	3.03	5.66	7.83	4.96	4.81
Girdle thickness Corner length	green	6.58	5.98	7.12	1.13	5.98	7.12	6.57	6.67
Girdle thickness Width	yellow	7.16	5.85	8.47	2.62	8.47	5.85	N/A	N/A
Girdle thickness Length	N/A	N/A	N/A	N/A	N/A	N/A	N/A	N/A	N/A
Girdle thickness Corner width	yellow	7.53	5.52	9.54	4.02	9.54	5.52	N/A	N/A
Girdle thickness Corner length	yellow	7.72	6.08	9.13	3.04	6.08	8.04	7.62	9.13
Girdle thickness Width	N/A	N/A	N/A	N/A	N/A	N/A	N/A	N/A	N/A
Girdle thickness Length	N/A	N/A	N/A	N/A	N/A	N/A	N/A	N/A	N/A



Girdle-Culet offset by table axis	0.59 ± 0.28, %	0.042 ± 0.019, mm
Girdle-Table offset by table axis	0.66 ± 0.25, %	0.046 ± 0.017, mm
Table-Culet offset by table axis	0.45 ± 0.29, %	0.031 ± 0.020, mm
Girdle to table-culet line offset	0.61 %, 0.043 mm	

