

Illustrated Report For Step Cut

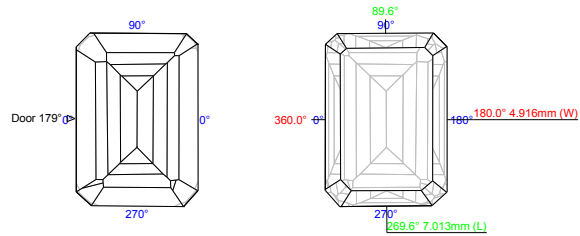
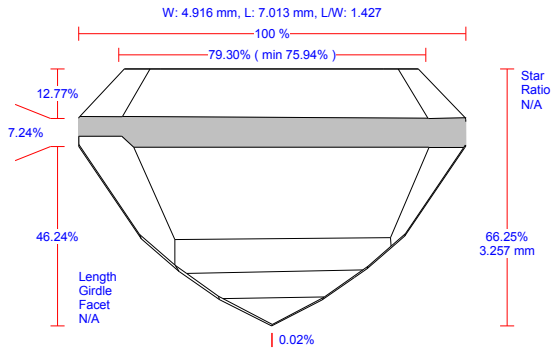
Polished Step Cut

04.09.2011

Model Simple
 Expert name N/A
 Real weight, ct
 Calculated weight, ct 1.19, 1.1921
 Spread -0.15 ct, -14.13 %
 Extra Facet Girdle / Nat No

Width	Length	Ratio (L/W)	Diameter Minimum	Diameter Maximum	MIC
4.916 mm	7.013 mm	1.427	4.916 mm	7.988 mm	4.913 mm

Total height	Crown height	Pavilion height	Table	Girdle	Culet length
3.257 mm	0.628 mm	2.273 mm	4.766 mm	0.356 mm	2.277 mm
66.25 %					32.47 %

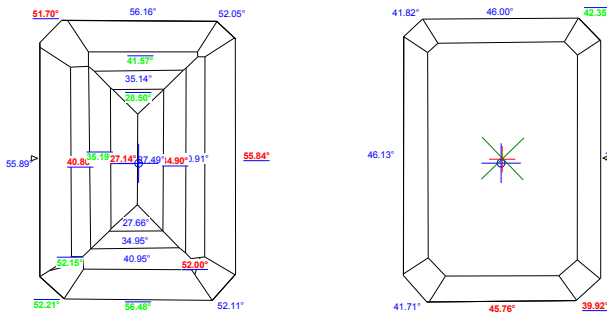


Appraiser title N/A
 Overall cut quality N/A
 Symmetry appraiser title Symmetry
 Overall symmetry quality N/A
 Model building info The model is built correctly

Color	
Clarity	
Polish	
Fluorescence	

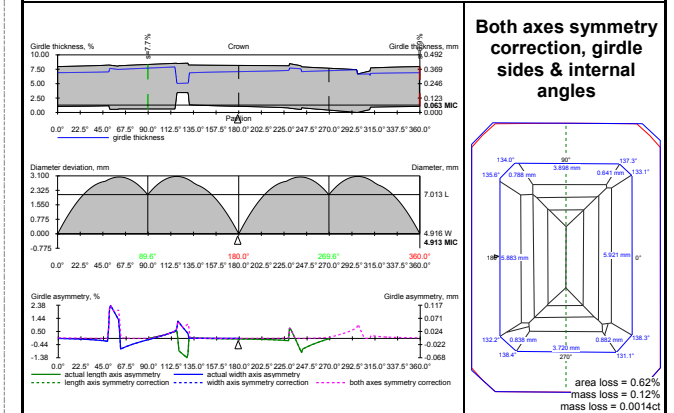
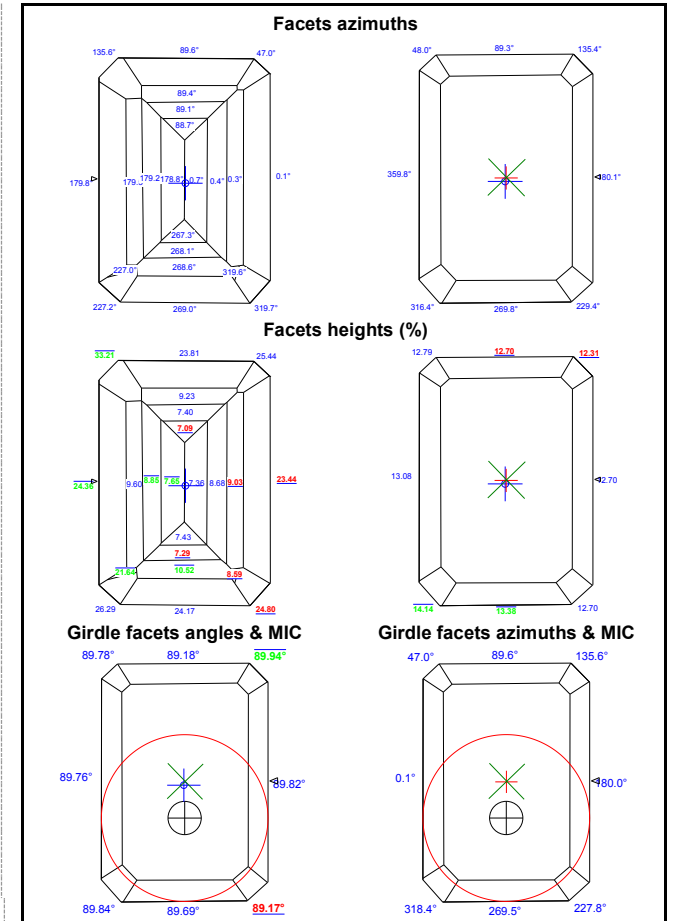
Parameters	Avg	Min	Max	Dev
Crown height, %	12.77	12.48	13.13	0.65
Pavilion height, %	46.24	45.87	46.52	0.65
Table, %	79.30	75.94	82.67	6.73
Girdle thickness, %	7.24	6.91	7.70	0.79
Corner angle width, %	11.21	9.41	12.47	3.05
Corner angle length, %	11.18	8.75	13.31	4.57
Crown Main 1 height, %	12.97	12.70	13.38	0.68
Crown Main 2 height, %	N/A	N/A	N/A	N/A
Crown Main 3 height, %	N/A	N/A	N/A	N/A
Crown Corner 1 height, %	12.98	12.31	14.14	1.82
Crown Corner 2 height, %	N/A	N/A	N/A	N/A
Crown Corner 3 height, %	N/A	N/A	N/A	N/A
Pavilion Main 1 height, %	23.95	23.44	24.36	0.91
Pavilion Main 2 height, %	9.60	9.03	10.52	1.50
Pavilion Main 3 height, %	8.05	7.29	8.85	1.57
Pavilion Main 4 height, %	7.38	7.09	7.65	0.56
Pavilion Corner 1 height, %	27.43	24.80	33.21	8.41
Pavilion Corner 2 height, %	15.12	8.59	21.64	13.05
Pavilion Corner 3 height, %	N/A	N/A	N/A	N/A
Pavilion Corner 4 height, %	N/A	N/A	N/A	N/A
Crown Main 1 angle, °	46.19	45.76	46.88	1.12
Crown Main 2 angle, °	N/A	N/A	N/A	N/A
Crown Main 3 angle, °	N/A	N/A	N/A	N/A
Crown Corner 1 angle, °	41.45	39.92	42.35	2.43
Crown Corner 2 angle, °	N/A	N/A	N/A	N/A
Crown Corner 3 angle, °	N/A	N/A	N/A	N/A
Pavilion Main 1 angle, °	56.09	55.84	56.48	0.64
Pavilion Main 2 angle, °	41.07	40.86	41.57	0.70
Pavilion Main 3 angle, °	35.04	34.90	35.19	0.29
Pavilion Main 4 angle, °	27.70	27.14	28.50	1.36
Pavilion Corner 1 angle, °	52.02	51.70	52.21	0.51
Pavilion Corner 2 angle, °	52.08	52.00	52.15	0.14
Pavilion Corner 3 angle, °	N/A	N/A	N/A	N/A
Pavilion Corner 4 angle, °	N/A	N/A	N/A	N/A
Girdle facet angle, °	89.65	89.17	89.94	0.77

Facets angles



+ Girdle center + Culet center X Table center ⊕ MIC center

Girdle-Culet offset by table axis	2.06 ± 0.37, %	0.101 ± 0.018, mm
Girdle-Table offset by table axis	2.46 ± 0.34, %	0.121 ± 0.017, mm
Table-Culet offset by table axis	0.42 ± 0.39, %	0.020 ± 0.019, mm
Girdle to table-culet line offset	2.36 %, 0.116 mm	



Width-wise culet shift ratio (by width)	2.454 mm, 49.92 %	2.462 mm, 50.08 %
Length-wise culet shift ratio (by width)	3.540 mm, 72.00 %	3.498 mm, 71.15 %
Length-wise culet shift ratio (by length)	3.540 mm, 50.47 %	3.498 mm, 49.87 %